






Virginia

CMS Chronic Conditions:
Percentage of fee-for-service Medicare beneficiaries*
diagnosed with Alzheimer's disease and dementia (ADD), 2018

% with ADD diagnosis	
11.0-13.7	
10.4-10.9	
9.7-10.3	
9.1-9.6	
7.0-9.0	



*includes all Medicare Part A/B recipients with a billable service in 2018 and a diagnosis of ADD. Data does not include Medicare Advantage Plan members.